

L01 Phone & Tablet Stand For Bed

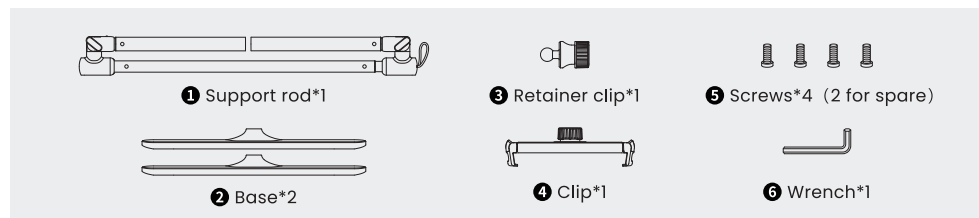
Thank you for purchasing our products, please read the instructions carefully before use.



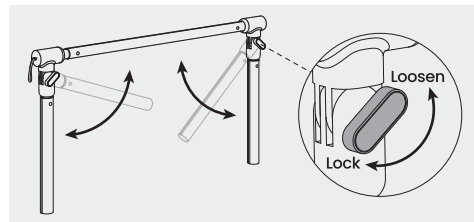
PRODUCT INFORMATION

Product brand: mino	Product name: L01 Phone & Tablet Stand For Bed
Product material: ABS+Aluminum Alloy	Storage size: 390mm*600mm*60mm
Cell phone version weight: About 495 g	Tablet version weight: About 505 g
Phone-clip suitable for: ≤6.5 inch	Tablet-clip suitable for: 4.7-12.9 inch

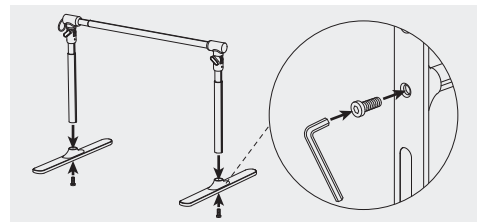
LIST OF ACCESSORIES



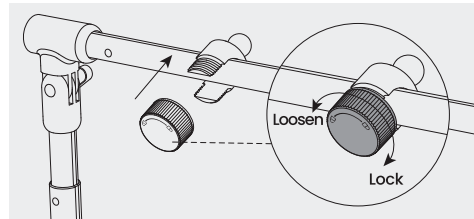
INSTALLATION METHOD



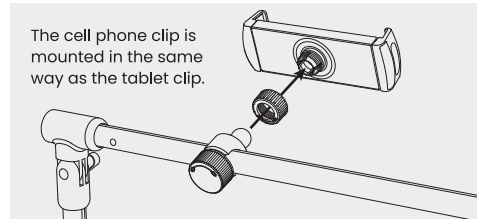
1.Loosen the knob, unfold the support rod and then tighten the knob to secure it.



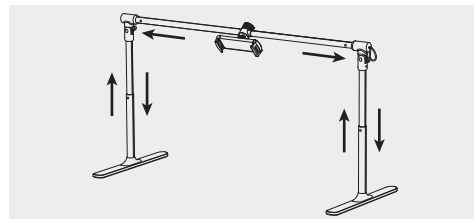
2. Install the two side support rods by aligning them with the holes on the two bases.



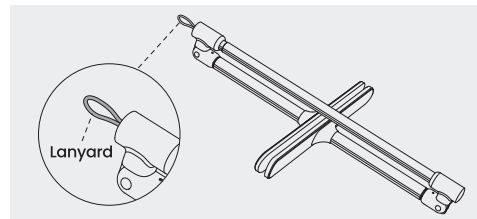
3.Unscrew the nut of the knob retainer clip, install it on the support rod, adjust the angle and then tighten the nut to fix it.



4.Unscrew the nut behind the clip and put it on the ball, press the slot behind the clip against the ball and tighten the nut to finish the assembly.



5.The support rod can be adjusted up and down for height and left and right for width.



6.Comes with a lanyard, can be folded and stored after use, does not take up space.