Recordable Sound Module 8M MP3 WAV Button Control Music Voice Player Programmable Board with Speaker for DIY Greeting Card Gift Description: 1. Large capacity 8MB memory, supports USB music download 2. Supports 3 playback modes, key controlled playback 3. Can be equipped with ambient lighting, high-quality speakers, and adjustable volume 4. Rechargeable, customizable music 5. Wide applicability, suitable for music cover walls, greeting cards, gift boxes, photo albums, toys, etc Parameter: Power supply voltage: 4.2-5.2V power supply Interface: TYPE-C (5V power supply/audio download interface) Motherboard size: 49mm * 27mm Speaker size: 36mm diameter Button size: 23mm * 13mm Note: Atmosphere lights can be added, and welding should be done according to the silk screen solder pads on the board, paying attention to the positive and negative poles. Play mode: Loop playback: Press the button once to start looping the stored music from scratch, and press the button again to stop playback. Non loop playback: Press the button once to start playing the stored music from scratch and then stop. Press the button again during the playback process to stop playing. Next song playback: Press the button once to play the next music, stop after playing the music; Pressing the button during playback will switch to the next track. Package include: 1 * Card movement module 1 * Speaker 1 * button 1 * Power cord 1 * screwdriver 1 * Adhesive backing

GC03

DIY Music greeting card

MP3 player module

- USB programble sound
- Rechargeable
- Button control
- 8M flash memory





USB cable

Double side tape



Screwdriver

Volume adjustable

Turn clockwise to increase the volume, turn counterclockwise to decrease the volume, use a screwdriver to adjust the volume.



Can add ambiance lights

Can increase the atmosphere lamp welding according to the shown pad

(Note the positive and negative poles)





Circuit Board

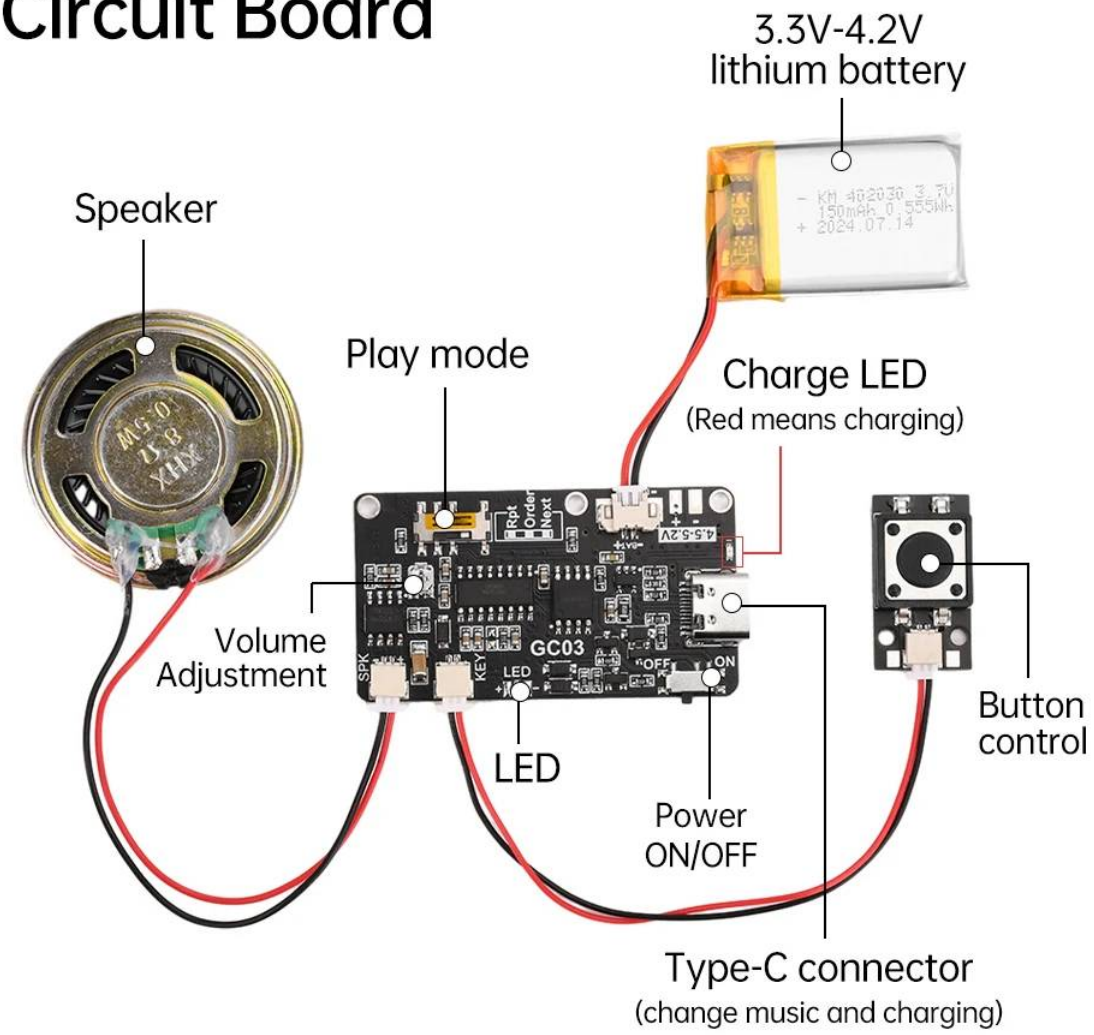

Description of external power cables



Product Parameters



Supply voltage: 4.2-5.2V
Power supply interface: TYPE-C (5V power supply/audio download interface)
Motherboard size: 49mm*27mm
Horn size: 36mm diameter button
Size: 23mm*13mm
Note: Can increase the atmosphere lamp, according to the screen on the board welding pad, pay attention to the positive and negative poles.

Shipped without batteries




Rpt
Order
Next
4.5-5.2V
GC03
SPK
KEY
LED
OFF
ON


ON
OFF
GC03
LED
KEY
SPK
LTK5128D
321LKD
4.5-5.2V
-BAT+
-BAT+
Rpt
Order
Next


Rpt
Order
Next
KEY
LED
GC03
4.5-5.2V
OFF
ON



Set play mode



Dial position	Playback mode	Description
▪ ▫ ▫	Loop Play	Press the button once to cycle through the stored music from the beginning, and press the button again to stop playback.
▫ ▪ ▫	No loop	Press the button once to play the stored music from the beginning once and then stop, and press the button again to stop playing during playback
▫ ▫ ▪	Play Next Play	Press the button once to play the next song, stop after playing the music; press the button during playback to switch to the next song playback

Applications









DIY gifts / Greeting cards / Toys / Photo albums