

User Manual

Wireless Adapter for
CarPlay & Android Auto

— Wireless 2-in-1 Adapter —

Critical Setup Notes

1. Please Remove original car Bluetooth from your phone's paired devices list to prevent connection conflicts.
2. Keep phone WiFi on without manual connection, the adapter will auto-connect after Bluetooth pairing (WiFi manual connection is used for OTA updates)
3. Please Pair Bluetooth ONLY between phone & the adapter (do NOT connect the adapter to car Bluetooth).

Compatibility Notes

- Please ensure that your car is compatible with wired CarPlay or Android Auto.
- The wireless CarPlay feature requires an iPhone 6 or a newer model with iOS 10 or higher.
- The wireless Android Auto feature requires an Android phone with version 11 or higher that supports the latest Android Auto features.

How to check your vehicle supports wired CarPlay or wired Android Auto

- **Method 1:**
Connect your iPhone or Android smartphone to the vehicle using a USB data cable. The connection interface logo will then appear on the car's display screen.

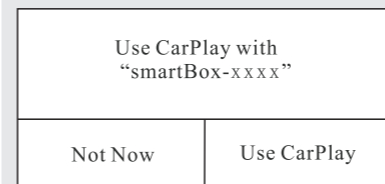
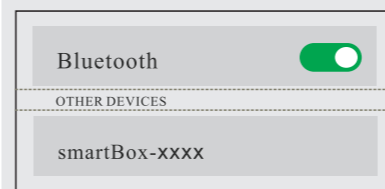


- **Method 2:**
Refer to the compatibility list by Scanning the QR code or go to the website. Or contact your car manufacturer directly for confirmation.



<https://www.apple.com/ios/carplay/available-models/> <https://www.android.com/autor>

Apple CarPlay Connection



1. Start the car and wait for the system to be loaded.
2. Insert the adapter into the vehicle's USB-A or USB-C port.
3. Once the adapter is successfully connected to the vehicle, the screen will display the adapter's Bluetooth name as "smartBox-xxxx".
4. Open the Settings on your iPhone and enable "Bluetooth" and "WLAN".
5. Go to the "Bluetooth" settings and select the adapter with the name "smartBox-xxxx" from the Available devices list.

6. A "Bluetooth Pairing Request" notification will appear on your phone screen. Click "Pair" to proceed.
7. Wait for about 20-30 seconds, a dialog box will appear on the phone screen asking "Use CarPlay with 'smartBox-xxxx' ". Click "Use CarPlay" to establish a connection between your phone and the adapter.
8. After Bluetooth pairing is complete and the CarPlay connection is established, the car screen will automatically switch to CarPlay mode.

Connecting Different Phones

1. First turn off Bluetooth on the currently connected phone, then turn off Wi-Fi.
2. unplug and replug the adapter. **(Important)**
3. Turn on Bluetooth on another mobile phone, then search for and pair with the "smartBox-xxxx" Bluetooth device
4. If the mobile phone system prompts that Bluetooth is occupied, please try pairing several times to complete the device handover.

1

2

3

4

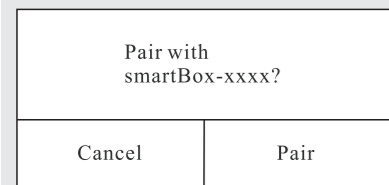
5

6

7

8

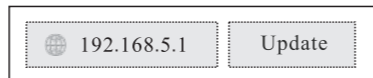
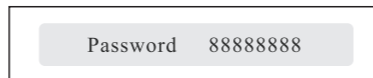
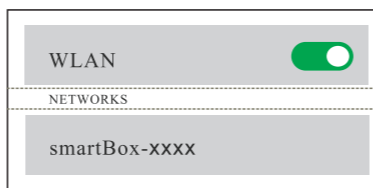
Android Auto Connection



1. Start the car and wait for the system to be loaded.
2. Insert the adapter into the vehicle's USB-A or USB-C port.
3. Once the adapter is successfully connected to the vehicle, the screen will display the adapter's Bluetooth name as "smartBox-xxxx".
4. Open the Settings on your iPhone and enable "Bluetooth" and "WLAN".
5. Go to the "Bluetooth" settings and select the adapter with the name "smartBox-xxxx" from the "OTHER DEVICES" list.

6. A "Bluetooth Pairing Request" notification will appear on your phone screen. Click "Pair" to proceed.
7. After Bluetooth pairing is complete and the Android Auto connection is established, the car screen will automatically switch to Android Auto mode.

OTA Online Update



- iPhone:
1. Power up the adapter
 2. Connect the adapter's WiFi the password is "88888888"
 3. Open web browser and enter "192.168.5.1" to enter the setting page and click "History version" to update

- Android phone:
1. Power up the adapter
 2. Connect the adapter's WiFi the password is "88888888"
 3. Open web browser and enter "192.168.5.1" to enter the setting page and click "Switch P2P Mode"
 4. Return to WiFi Connect, Find "Wi-Fi Direct" option, Then connect the Available devices (smartBox-XXXX)
 5. Return to the browser's page Click "History version" to update

LED Light Status

- Power on: Steady Light Blue
- CarPlay Connecting: Green Light Flashing
CarPlay Connected: Steady Green Light
- Android auto Connecting: Blue Light Flashing
Android auto Connected: Steady Blue Light