

PC&Android camera

User manual

When using it, please note the following points

1. Please use this product safely. Children cannot use ear picker endoscope alone.
2. This camera only works with android phones that supports OTG function and external cameras(both conditions are required).
3. Please read the product instructions carefully before use it.

Specifications

Lens diameter: 3.9mm / 5.5mm / 7mm / 8mm/11mm / 14mm

Resolution: 640*480/1280*720 /1920*1080/ 1600*1200/2592*194

Focal length: 2-10cm

Line length: 1 m / 1.5 m / 2 m / 3.5 m / 5 m / 10 m

Sensor size: 1/9

Angle of view: 70 degrees

Exposure lamp automatically

Power: 5V

Support system: Android/XP/WIN7/WIN8/ WIN10

Photo format: PNG

Video format: MP4

Use With Your Smart Phone

1. Download&Install APP


a.Download APP"AN CAMERA "Or from

"GooglePlay"or scan the QR code below, and install it



AN CAMERA

b. Open the APP, then you can see the real-time video



1. Video Recording
2. Take Photo
3. Photos &Video files
4. Setting
5. Image Rotating
6. Only in dual Camera Mode


Use With Your PC&Laptop

1.For Windows Operating System

- a.Enter the link: <http://www.51scope.cn/files/setup.rar> and install the software "viewplaycap"
- b. Connect inspection camera directly with your PC& Laptop

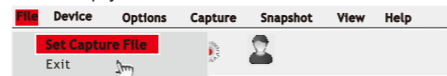
c.Open software "viewplaycap",click "Device" and choose "USB.2.0 PC Camera",then you can see the real-time video

d.Take photos

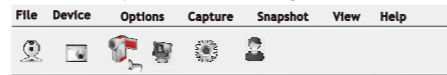


e.Record Videos

①Click "File" and "Set Capture File" to create a empty file



②Click "Capture" and shooting video



2.For OS Operating System

- a.Connect the camera directly with your Macbook
- b.Open the software "QuickTime Player" "Photo Booth" "VLC(VideoLan Client)" to see the real-time video

电脑&安卓摄像头

说明书

重要提示:

- 1.请安全使用改产品,儿童不能单独使用耳勺内窥镜。
- 2.本相机仅适用于支持OTG功能和外置摄像头的Android手机
- 3.使用请仔细阅读产品说明书。

产品参数:

镜头直径 : 3.9mm /5.5mm/7mm/8mm/11mm/14mm
分辨率 : 640*480/1280*720 /1920*1080/1600*1200/ 2592*1944

焦距 : 2-10cm

线长 : 1米/1.5米/2米/3.5米/5米/10米

传感器尺寸 : 1/9

视角 : 70度

可调节LED灯

电源 : 5V

支持系统 : Android/XP/WIN7/WIN8/WIN10

照片格式 : PNG

视频格式 : MP4

如何在手机上使用:

下载&安装APP


1. 扫描下方二维码,选择第二行 android China 安装软件。

或者跳转到浏览器下载安装即可



AN CAMERA

2. 连接摄像头和手机,打开APP,此时便能看到实时画面。



1. 录像
2. 拍照
3. 照片和录像文件
4. 设置
5. 画面旋转
6. 键.仅限于双镜头模式下


如何与电脑使用:

1.Windows 操作系统

- a. 用: <http://www.51scope.cn/files/setup.rar> 下载软件"ViewPlayCap".
- b. 用内窥镜的USB2.0接口连接电脑

c.打开软件,点击"Device"并选择"USB 2.0 PC Camera"即能看到实时画面

如何拍照

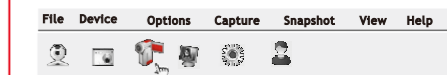


如何录像

点击"file"和"set capture file"创建一个空文件夹



点击"capture"即可录像



2.IOS 操作系统

- a.用内窥镜的USB2.0接口连接电脑
- b.打开"QuickTimePlayer"或"VLC (VideoLan Client)"即可看到实时画面